




# Every™ Job. ISB<sup>e</sup>

European Automotive Engines 140-300PS




# ISB<sup>e</sup>

Cummins ISB<sup>e</sup> continues to build on its reputation for dependability. Operators of rigid trucks, buses and speciality vehicles are benefiting from exceptional performance and low running costs, with the reliability and durability expected from Cummins. Key environmental benefits include low noise and low emissions capability up to Euro 5.

Based on the experience of close to 5 million B Series in use around the world and over 100,000 ISB<sup>e</sup>s sold across Europe, this engine family continues to improve with each generation. Key design enhancements are incorporated in the latest ISB<sup>e</sup> engines to provide higher power to weight ratios and improved vehicle productivity. These improvements form the basis of Cummins strategy to provide evolutionary product updates which continue to keep the company significantly ahead of the competition.

Torque and power are high for an engine of this size, allowing them to be used in application classes traditionally associated with engines of higher displacement. Weight sensitive installations such as multi-axle rigid trucks and size constrained installations such as full size and double deck buses are easily in the reach of the ISB<sup>e</sup>'s capabilities. The exceptional power to weight ratio makes it ideal for fast response military applications.



The ISB<sup>e</sup> is unique to Cummins, with no other manufacturer able to offer the same design benefits. It provides equipment manufacturers with an extremely cost effective power plant, backed by the renowned dependability of the Cummins B engine platform.

As European emissions regulations are adopted around the world, ISB<sup>e</sup> engines have been developed to offer the same product enhancements, wherever they operate. Whether your requirement is for an engine to meet Euro 2, Euro 3, Euro 4 or Euro 5 emissions, whether you are operating in Europe, the Middle East, Africa, Russia, China, Brazil or India, there is an ISB<sup>e</sup> for you. And it comes packed with all the latest design features.

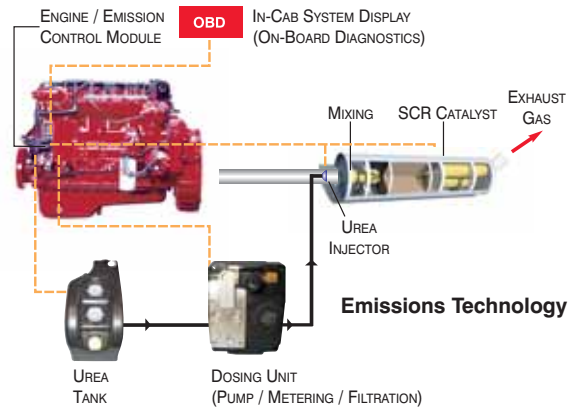
## Ratings

### ISB<sup>e</sup> 4 cylinder

EMISSIONS	POWER RANGE PS (kW)	PEAK TORQUE NM (LB-FT)
EURO 3	140-185 (103-136)	650 (479)
EURO 4	140-207 (103-152)	760 (560)
EURO 5	140-207 (103-152)	760 (560)

### ISB<sup>e</sup> 6 cylinder

EMISSIONS	POWER RANGE PS (kW)	RATED SPEED RPM	PEAK TORQUE NM (LB-FT)
EURO 2	250-300 (184-221)	2500	1100 (811)
EURO 3	185-285 (136-210)	2500	950 (701)
EURO 4	205-300 (151-221)	2500	1100 (811)
EURO 5	205-300 (151-221)	2500	1100 (811)



## Specifications

	4 CYL BUS	4 CYL TRUCK	6 CYL BUS	6 CYL TRUCK
POWER (PS)	185	207	300	300
PEAK TORQUE (NM)	700	760	1100	1100
GOVERNED SPEED (RPM)	2300	2500	2300	2500
NO. OF CYLINDERS	4	4	6	6
DISPLACEMENT (LITRES)	4.5	4.5	6.7	6.7
OIL SYSTEM CAPACITY (LITRES)	11	11	17.5	17.5
DRY WEIGHT (KG)	366	366	485	485

## Features and Benefits

- Engine unique to Cummins – displacement of 4.5 and 6.7 litres to give higher power and torque for installations from Euro 2 to Euro 5 and EEV.
- Electronic Integration – industry standard datalink accepts inputs from all powertrain components including electronic transmissions, ABS brakes and ASR anti-slip. Creates a seamless flow of information shared along a high speed network.
- Electronic Protection – sensors throughout the engine continually send data back to the ECM for self diagnosis and protection. Rapid diagnostics and data downloading are available, helping to ensure maximum uptime for vehicles.
- Electronic Control Module (ECM) – has a higher processing capacity than the previous model. It maintains an optimum balance between load demands, fuel-efficiency and emissions control. It is designed to be isolated from detrimental thermal and vibration loading for extreme reliability and durability.
- High Pressure Common Rail system – works at higher pressure and provides more precise control of the combustion process. Capable of

generating up to 1800 bar injection pressures for refined and rapid power delivery, reduced noise, and improved cold start.

- Wastegated Turbocharger – developed by Cummins Turbo Technologies to provide excellent performance across the rpm range as well as improved response through higher low-end torque.
- Latest Engine Filtration – class leading oil and fuel filtration systems developed by Cummins Filtration for exceptional engine protection.
- Rear Engine Power Take-Off (REPTO) with a drive capability of 400Nm is available. It is suitable for applications such as cement mixers.
- High Power – the 4 cylinder engine is available up to 207ps and the 6 cylinder engine up to 300ps, giving it the highest power to weight ratio in its class.
- High Torque – the 4 cylinder engine has up to 760Nm and the 6 cylinder engine has up to 1100Nm available for excellent responsiveness.
- Emissions Technology – meets Euro 4 and Euro 5 requirements using Selective Catalytic Reduction (S.C.R.) exhaust aftertreatment technology developed by Cummins Emission Solutions. This integrated system provides significant reductions in fuel consumption and extended service intervals.
- Global Design – the engines are available in specifications that meet Euro 2, Euro 3, Euro 4, Euro 5 and EEV emissions.
- Global Support – backed by the widest network in the industry, with over 5,000 service outlets worldwide. Contact your local customer assistance centre for technical support, details on [cumminsengines.com](http://cumminsengines.com)

Cummins has always been a pioneer in product development.  
Thus specifications may change without notice.  
Illustrations may include optional equipment.



**Cummins Ltd.**  
**Yarm Road, Darlington**  
**Co. Durham**  
**DL1 4PW, UK**

For information contact the  
customer assistance centre:  
Tel: +44 (0) 1327 886464  
Fax: +44 (0) 870 2413180

Bulletin 4971323 Printed in UK 7/10  
©2010 Cummins Inc

[www.cumminsengines.com](http://www.cumminsengines.com)