

Features:

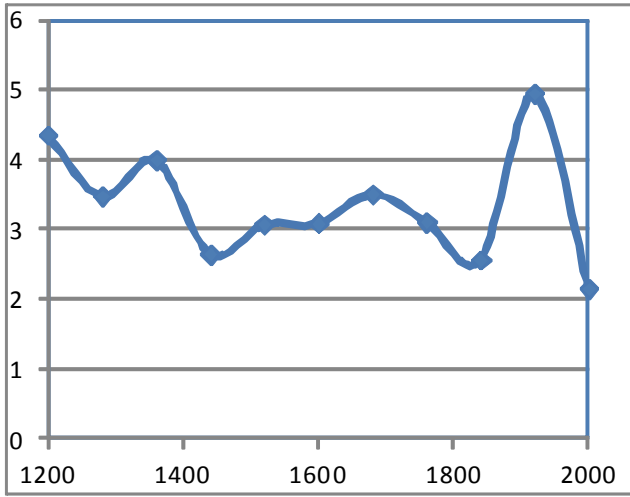
- 30-512MHz & 1200-2000MHz, also useable up to 2700MHz
- 2-ports VHF/UHF and L-band
- Designed for operation on all kinds of vehicles including armored vehicles
- Suitable for operation on shelters and to be mounted on masts or in other permanent installations.
- Rugged high quality antenna with a durable construction
- NATO flange base with spring.
- L-band antenna elements located at the top of the whip for maximum range
- VHF requires a ground plane

Electrical specifications:

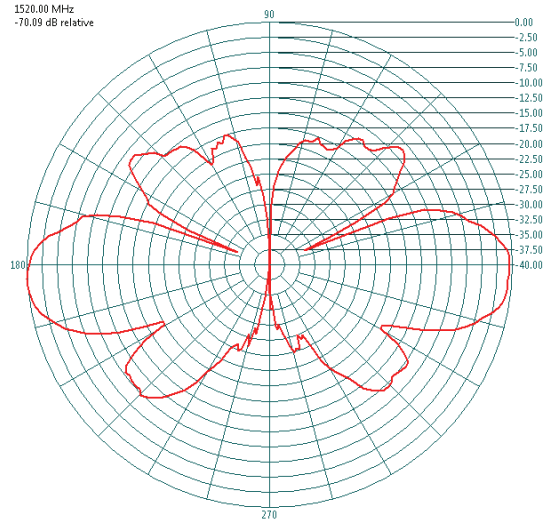
Frequency range	VHF: 30-512MHz UHF: 1200-2700MHz
VSWR	VHF: < 3.5 UHF: < 2.5
Port-to-port isolation	> 20dB
Nominal impedance	50Ω
Power rating	VHF: 75W UHF: 75W
Gain	VHF/UHF: -7.5 to 1.5 dB rel. ¼-whip L-band: See graph
Radiation pattern	See diagram overleaf, omni-directional within ±2dB
Polarization	Vertical
Connector	VHF: Bottom base BNC UHF: Bottom base SMA

Mechanical specifications:

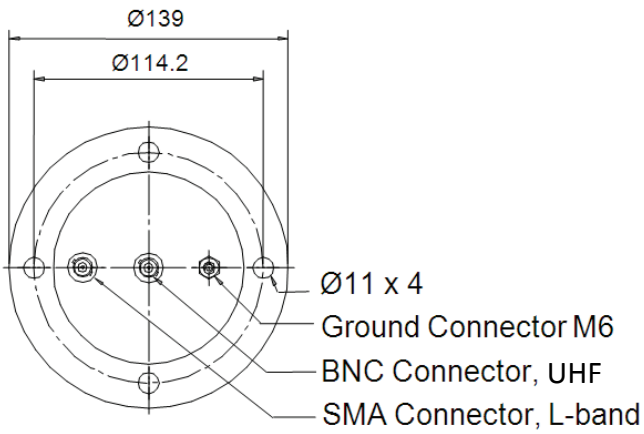
Design	VHF:/UHF End feed monopole. L-band: dipole elements. Radiating elements completely enclosed in epoxy/fiberglass laminate. Metal parts are brass, stainless steel and aluminum
Length	1.56m
Weight	Whip: 1.1kg Base: 2.6kg
Wind rating	55m/s
Finish	Polyurethane lacquer
Temperature range	-55°C to +71°C, -67°F to +160°F



L-band gain, dBi



Typical L-band elevation radiation pattern



Picture of CEF connection on top of the base