



Seeing **beyond** the **Visible**

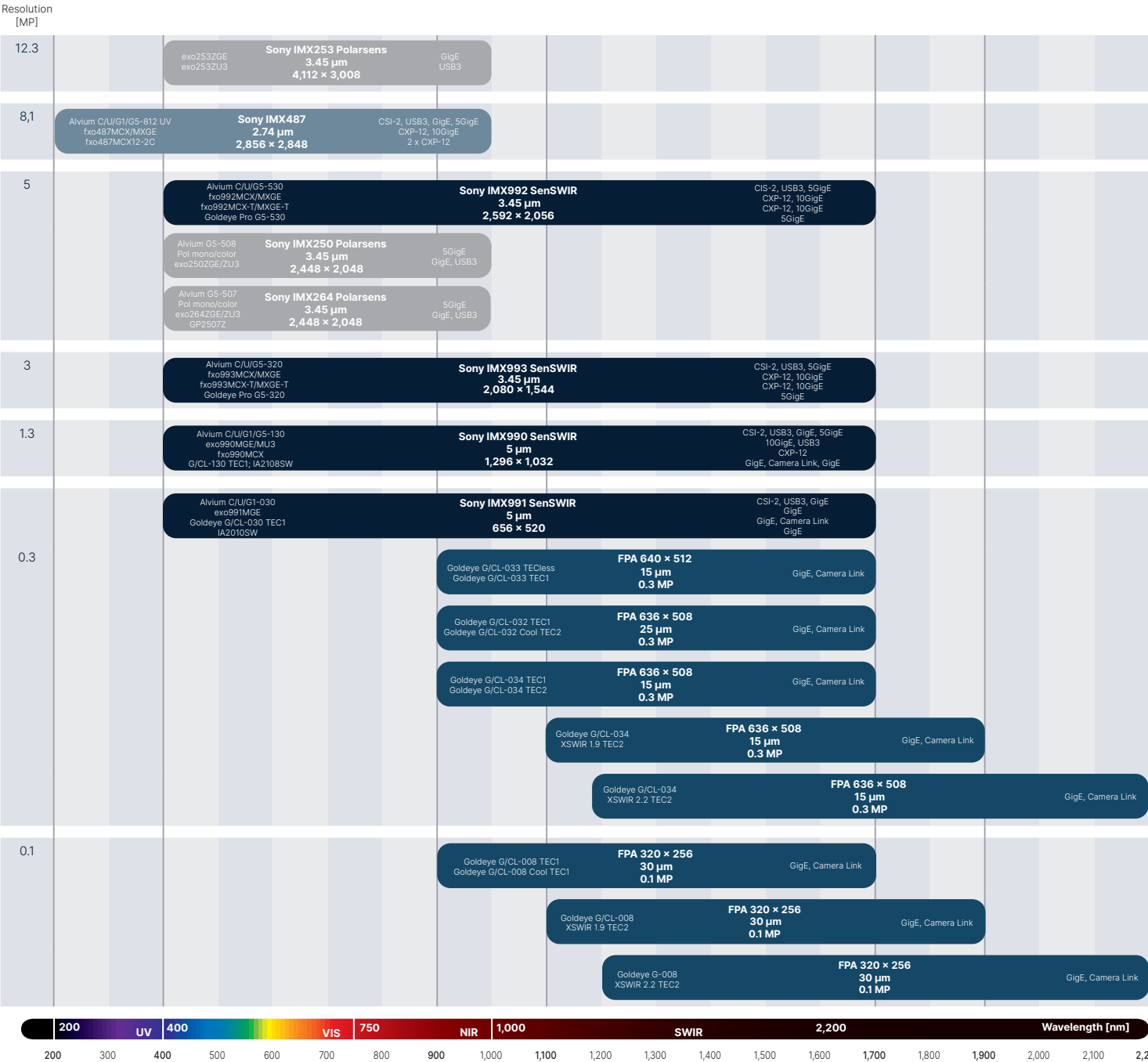
SWIR-, UV- & Polarizer Cameras



Image Sensors in TKH Vision Cameras

Wavelength Spectrum & Resolution

UV Polarizer VSWIR SWIR



UV

ULTRAVIOLET WAVELENGTH

Cameras for the near and mid-UV range between 200 nm and 400 nm are used in many industrial and scientific imaging applications. They are particularly suitable for detecting smallest surface defects, cracks, or irregularities in materials, such as semiconductors, glass, metal, or plastic, invisible to the human eye. But they are also important to qualify laser beams, to capture specific spectral material characteristics, or for detecting corona discharges of powerlines allowing for proactive maintenance and reducing the risk of power outages.

Our cameras featuring the IMX487 8MP UV sensor from Sony enable high-resolution UV imaging with low noise at high frame rates, making it possible to reveal smallest in-visible details and to speed-up processes.

Polarizer

POL POLARIZED WAVELENGTH

Cameras equipped with Sony IMX Polarsens sensors (IMX250/253/264) offer a valuable advantage in polarized imaging, as they can eliminate the need for additional polarizer filters on the lens, making it easier to adapt to various polarization angles without changing or rotating optical polarization filters.

By using polarized image data difficult imaging tasks can be solved, as for example, minimizing obstructing reflections during surface inspections, enhancing contrast to detect shapes and details of (e.g., black) objects with low contrast, or detecting various material properties such as stress, composition, or surface structure.

With our Polarizer cameras you can simplify your polarized imaging setup and focus on capturing high-quality images.

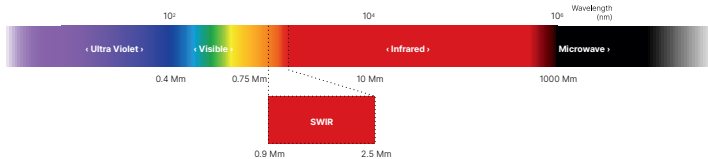
Infrared Imaging



In everyday life, we are constantly exposed to electromagnetic radiation differing in wavelengths such as visible light, ultraviolet light, radio and microwaves, or X-rays. Within the electromagnetic spectrum, infrared radiation is in the range between visible light and microwaves.

It covers a wavelength range from 0.75 μm – 14 μm and is separated into near-infrared (NIR), short-wave infrared (SWIR), mid-wave infrared (MWIR), and long-wave infrared (LWIR).

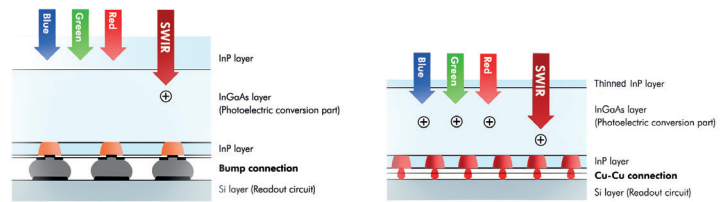
Although infrared radiation in the SWIR region is not visible to the human eye, it interacts with objects in a similar manner as visible light. Thereby, SWIR cameras have the advantage to "see" even at night and under challenging conditions such as fog, haze, or smoke. Another major benefit of SWIR cameras, is their ability to image through glass, making special and often expensive lenses unnecessary as they are required for MWIR or LWIR imaging.



InGaAs Sensor Technology

InGaAs sensors are in several aspects different to monolithic silicon-based sensors. For example, InGaAs sensors:

- consist of two layers - a light-sensitive InGaAs layer and a Silicon-based readout integrated circuit (ROIC).
- have typically more defective and non-uniform pixels, requiring appropriate image correction functions in the camera.
- have a significantly higher dark current, requiring sensor cooling to reduce image noise and enable longer exposure times. For this reason, many sensors are equipped with thermoelectric cooling (TEC) elements.



Left: Bump connection; Right Cu-Cu connection (IMX99x sensors)

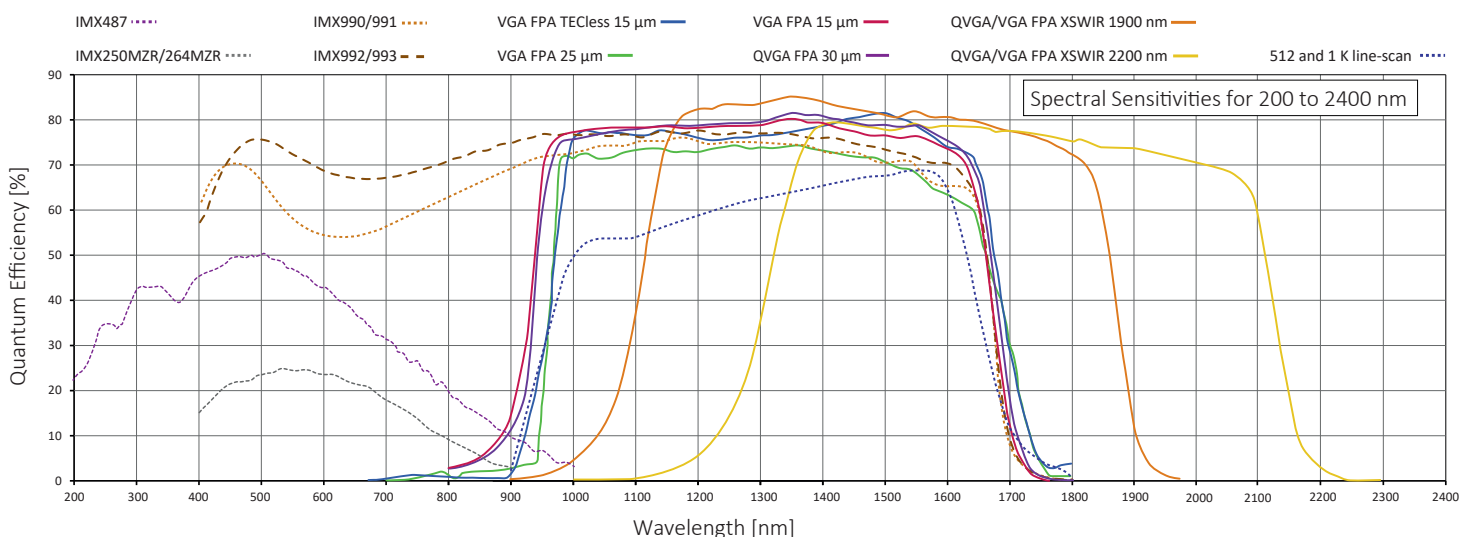
Extended Spectral Range

InGaAs sensors with an extended spectral range can also detect wavelengths above 1.7 μm . This makes it possible, for example, to capture unique spectral material properties, which is particularly advantageous for sorting applications or for determining material concentrations in composite materials. The most important areas of application therefore include: waste recycling (e.g. plastic sorting), the detection of water content or moisture, and the identification of foreign bodies or contaminants in mixtures.

SenSWIR sensor technology

Sony's InGaAs SWIR sensors with SenSWIR technology enable imaging of wavelengths from 0.4 μm to 1.7 μm . The broad spectral range enables users to capture images with high quantum efficiency in the visible as well as the SWIR spectrum with a single camera, reducing overall system costs.

The innovative architecture of the digital InGaAs sensors allows pixel sizes of only 3.45 μm and provides a high image homogeneity due to their copper-to-copper interconnects. The small pixel size is particularly important for SWIR applications with high resolution and precision, such as semiconductor inspection or quality of optics for laser-based measurement systems.



> Long Distance Detection on board of military vehicles



Compact Alvium CSI-2 cameras with rugged connectors enable:

- Multi-camera setup
- Comprehensive view of the surroundings
- Monitoring threats from multiple angles



> Aircraft Collision Avoidance



Lightweight Alvium cameras with robust connectors support:

- Secure operation in low-altitude
- Real-time surround views
- High-resolution image streams



> Quality Inspection of ammunition



High-speed FXO CoaXPress12 cameras ensure:

- Fast and reliable detection of smallest defects
- Safe and perfect functioning of ammunition
- Standard-compliant production



> Border Control



High-performance Goldeye SWIR cameras help:

- Seeing through fog, haze and other obscurants
- Maintaining situational awareness
- Detecting potential threats and reacting



> Counterattack against aerial assault



High-resolution EXO GiGE cameras allow for:

- Rapid and accurate detection
- Real-time tracking and prediction of target trajectories
- Neutralizing threats



> Drone Navigation



High-resolution Alvium CSI-2 cameras with low-latency enable:

- Precise and reliable drone navigation
- Real-time obstacle detection
- Inertial Measurement Units (IMU) and Inertial Navigation Systems (INS)



> Unmanned Surface Vehicle (USV) for offshore mission



Shock and vibration resistant Alvium SWIR cameras provide:

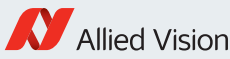
- 360° view for offshore manoeuvring
- Seamless video of multiple cameras



> United Power for Your Vision Solution.

Overview Cameras

> Alvium Alvium C/U/G1/G5



- Very compact (29mm x 29mm x L), light weight, energy-efficient, and affordable (SWaP+C) camera solution
- High modularity including board-level versions (Flex & Frame) and sensors with removed cover glass
- Support of all TEC-less IMX99x SenSWIR, UV (IMX487), and 5MP Polarsens (IMX264/250) sensors
- Multiple standardized interface options including CSI-2 range extenders FPD-Link III
- 512 MB Burst Mode buffer (5GigE)
- GenICam-compliant feature control and streaming
- Extended feature set including sequencer, convolution filters, or lens shading compensation
- Plug & Play application setup
- Extended temperature range from -20°C to +65°C (housing)
- General Purpose (GigE modles) Inputs/Outputs (GPIOs) opto-isolated inputs

> FXO



- World fastest high-resolution SWIR and UV camera series in a compact industrial housing (50 mm x 50 mm)
- Support of Sony SenSWIR sensors (IMX990/992/993) optionally with thermoelectric cooling and UV (IMX487) sensors
- CoaXPress-12 for lowest latency and highest speed
- 1024 MB image buffer SDRAM
- 10 GigE for an easy integration
- Advanced image correction features including Non-Uniformity (Two-Point NUC), Shading, and Defect- and dynamic Hot Pixel Correction
- Support of GenICam and GenTL standards
- Up to 65°C operating temperature
- Electrical and optical inputs TTL-24V
- Power output (4-channel strobe controller) with 3A max
- Programmable timer and sequencer with Logical Trigger functions (PLC)

> Goldeye/ Goldeye Pro



- Multi-purpose SWIR camera series with two housing designs: compact industrial (55mm x 55mm x 78mm) and advanced scientific (90 mm x 90 mm x 80 mm)
- Support of numerous InGaAs sensors with TEC1 or TEC2 cooling including IMX99x sensors
- Models with strong sensor cooling down to -30°C for long exposure times or extended SWIR sensitivity up to 2,200nm
- Standard compliant interfaces, as GigE Vision & Camera Link (Goldeye) or 5GigE Vision (Goldeye Pro)
- 256 MB SDRAM (Goldeye) / 512 MB DDR4 RAM (Goldeye Pro) image buffer
- Advanced image correction features including Non-Uniformity, Defect, and Background Correction
- Extended operating temperature range: -20°C to +55°C (housing)
- Outstanding image quality with high dynamic range (up to >70dB)
- Comprehensive I/O Control options via optocoupled and non-isolated in- & outputs, or RS232

> EXO



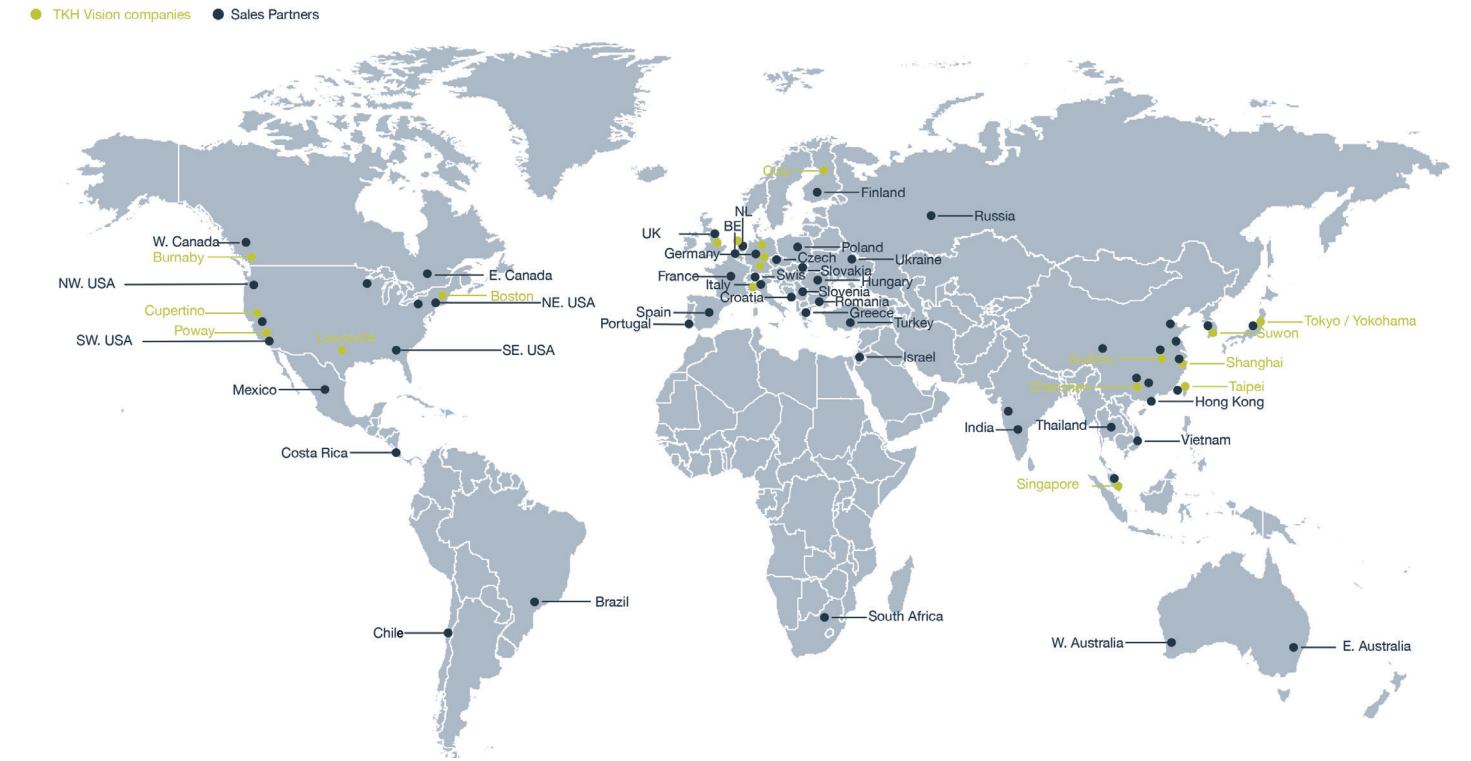
- Entry-level camera series with compact and robust industrial design (50mm x 50mm)
- Support of VGA and SXGA resolution TEC-less SenSWIR sensors (IMX991/990), as well as 5 and 12 MP Polarsens sensors from Sony (IMX264/250/253)
- Advanced image correction features including Non-Uniformity (Two-Point NUC), Shading, Defect- and dynamic Hot Pixel Correction
- Support of GenICam and GenTL standards
- 256 MB Burst Mode Buffer (GigE)
- Up to 65°C operating temperature
- Electrical and optical inputs TTL-24V including
- Power output (4-channel strobe controller) with 3A max
- Programmable timer and sequencer with Logical Trigger functions (PLC)

Opco	Series	Camera	MP	Resolution	Sensor	Format	Pixel size in µm	fps per interface	Spectral range in nm	Spectrum	Cooling
Allied Vision	Alvium UV	G1/G5/U/C-812 UV	8.1	2,848 × 2,848	Sony IMX487	Type 2/3	2.74 × 2.74	14 / 58 / 51 / 58	200 - 900	UV	-
SVS-Vistek	FXO	fxo487MCX12-2C	8.1	2,848 × 2,848	Sony IMX487	11.1mm (Type 2/3)	2.74 × 2.74	195	200 - 900	UV	-
SVS-Vistek	FXO	fxo487MXGE/MCX	8.1	2,840 × 2,840	Sony IMX487	11.1mm (Type 2/3)	2.74 × 2.74	87 / 87	200 - 900	UV	-
SVS-Vistek	EXO	exo253ZGE/ZU3	12.3	4,096 × 3,000	Sony IMX253MZR (polarized)	1.1 "	3.45 × 3.45	10/30	400 - 1,100	Polarizer	-
Allied Vision	Alvium Polarizer	G5/U/C-508 Pol mono/ color	5	2,465 × 2,056	Sony IMX250MZR/MYR (polarized)	Type 2/3	3.45 × 3.46	95 / 84 / 95	400 - 1,100	Polarizer	-
Allied Vision	Alvium Polarizer	G1/G5/U/C-507 Pol mono/color	5	2,464 × 2,056	Sony IMX264MZR/MYR (polarized)	Type 2/3	3.45 × 3.45	23 / 34 / 34 / 34	400 - 1,100	Polarizer	-
SVS-Vistek	EXO	exo250ZGE/ZU3	5	2,448 × 2,048	Sony IMX250MZR (polarized)	2/3 "	3.45 × 3.45	24.5 / 75	400 - 1,100	Polarizer	-
SVS-Vistek	EXO	exo264ZGE/ZU3	5	2,448 × 2,048	Sony IMX264MZR (polarized)	2/3 "	3.45 × 3.45	24.5 / 35	400 - 1,100	Polarizer	-
Allied Vision	Alvium SWIR	G5/U/C-530	5.3	2,592 × 2,056	Sony IMX992	Type 1/1.4	3.45 × 3.45	84 / 77 / 84	400 - 1,700	VisSWIR	-
Allied Vision	Goldeye Pro	G5-530	5.3	2,592 × 2,056	Sony IMX992	Type 1/1.4	3.45 × 3.45	115	400 - 1,700	VisSWIR	-
SVS-Vistek	FXO	fxo992MXGE-T/MCX-T	5.2	2,560 × 2,048	Sony IMX992	11.4mm	3.45 × 3.45	132.6 / 132.6	400 - 1,700	VisSWIR	TEC1
SVS-Vistek	FXO	fxo992MXGE/MCX	5.2	2,560 × 2,048	Sony IMX992	11.4mm	3.45 × 3.45	132.6 / 132.6	400 - 1,700	VisSWIR	-
Allied Vision	Alvium SWIR	G5/U/C-320	3.2	2,080 × 1,544	Sony IMX993	Type 1/1.8	3.45 × 3.45	131 / 125 / 131	400 - 1,700	VisSWIR	-
Allied Vision	Goldeye Pro	G5-320	3.2	2,080 × 1,544	Sony IMX993	Type 1/1.8	3.45 × 3.45	157	400 - 1,700	VisSWIR	-
SVS-Vistek	FXO	fxo993MXGE/MCX	3.1	2,048 × 1,536	Sony IMX993	8.9mm	3.45 × 3.45	173.4 / 173.4	400 - 1,700	VisSWIR	-
SVS-Vistek	FXO	fxo993MXGE-T/MCX-T	3.1	2,048 × 1,536	Sony IMX993	8.9mm	3.45 × 3.45	173.4 / 173.4	400 - 1,700	VisSWIR	TEC1
Allied Vision	Alvium SWIR	G1/G5/U/C-130	1.3	1,296 × 1,032	Sony IMX990	Type 1/2	5 × 5	88 / 130 / 130 / 130	400 - 1,700	VisSWIR	-
SVS-Vistek	EXO	exo990MGE/MU3	1.3	1,280 × 1,024	Sony IMX990	8.2mm (Typ 1/2)	5 × 5	94.4 / 125.4	400 - 1,700	VisSWIR	-
SVS-Vistek	FXO	fxo990MCX	1.3	1,280 × 1,024	Sony IMX990	8.2mm (Typ 1/2)	5 × 5	134	400 - 1,700	VisSWIR	-
Allied Vision	Goldeye	G/CL-130 TEC1	1.3	1,280 × 1,024	Sony IMX990	Type 1/2	5 × 5	94 / 94	400 - 1,700	VisSWIR	TEC1
Allied Vision	Alvium SWIR	G1/U/C-030	0.3	656 × 520	Sony IMX991	Type 1/4	5 × 5	249 / 249 / 249	400 - 1,700	VisSWIR	-
Allied Vision	Goldeye	G/CL-030 TEC1	0.3	656 × 520	Sony IMX991	Type 1/4	5 × 5	234 / 234	400 - 1,700	VisSWIR	TEC1
SVS-Vistek	EXO	exo991MGE	0.3	640 × 512	Sony IMX991	4.1mm (Typ 1/4)	5 × 5	260	400 - 1,700	VisSWIR	-
Allied Vision	Goldeye	G/CL-033 TECless	0.3	640 × 512	FPA 640 × 512	Type 1	15 × 15	301 / 301	900 - 1,700	SWIR	-
Allied Vision	Goldeye	G/CL-033 TEC1	0.3	640 × 512	FPA 640 × 512	Type 1	15 × 15	301 / 301	900 - 1,700	SWIR	TEC1
Allied Vision	Goldeye	G/CL-032 TEC1	0.3	636 × 508	FPA 636 × 508	Type 4/3	25 × 25	100 / 100	900 - 1,700	SWIR	TEC1
Allied Vision	Goldeye	G/CL-034 TEC1	0.3	636 × 508	FPA 636 × 508	Type 1	15 × 15	303 / 303	900 - 1,700	SWIR	TEC1
Allied Vision	Goldeye	G/CL-034 TEC2	0.3	636 × 508	FPA 636 × 508	Type 1	15 × 15	303 / 303	900 - 1,700	SWIR	TEC2
Allied Vision	Goldeye	G/CL-032 Cool TEC2	0.3	636 × 508	FPA 636 × 508	Type 4/3	25 × 25	100 / 100	900 - 1,700	SWIR	TEC2
Allied Vision	Goldeye	G/CL-034 XSWIR 1.9 TEC2	0.3	636 × 508	FPA 636 × 508	Type 1	15 × 15	303 / 303	1100 - 1,900	XSWIR	TEC2
Allied Vision	Goldeye	G/CL-034 XSWIR 2.2 TEC2	0.3	636 × 508	FPA 636 × 508	Type 1	15 × 15	303 / 303	1200 - 2,200	XSWIR	TEC2
Allied Vision	Goldeye	G/CL-008 Cool TEC1	0.1	320 × 256	FPA 320 × 256	Type 1	30 × 30	344 / 344	900 - 1,700	SWIR	TEC1
Allied Vision	Goldeye	G/CL-008 TEC1	0.1	320 × 256	FPA 320 × 256	Type 1	30 × 30	344 / 344	900 - 1,700	SWIR	TEC1
Allied Vision	Goldeye	G/CL-008 XSWIR 1.9 TEC2	0.1	320 × 256	FPA 320 × 256	Type 1	30 × 30	344 / 344	1100 - 1,900	XSWIR	TEC2
Allied Vision	Goldeye	G-008 XSWIR 2.2 TEC2	0.1	320 × 256	FPA 320 × 256	Type 1	30 × 30	344 / 344	1200 - 2,200	XSWIR	TEC2

> United Power for Your Vision Solution.



Allied Vision and SVS-Vistek are part of TKH Vision, a global group of machine vision technology leaders providing complementing 2D and 3D vision components and solutions. With a distinct customer-centric approach, the machine vision experts prioritize tailoring solutions to various customer needs, fostering enduring relationships built on trust and excellence.



Innovative and forward-thinking
2D and 3D vision components and solutions

	Allied Vision	chromasens	euresys	SVS-VISTEK	MIKROTRON	LHI TECHNOLOGIES	net®
Area Scan	✓			✓	✓	✓ ¹	✓
Line Scan		✓				✓	
3D		✓				✓	
Embedded	✓				✓	✓ ¹	
High Speed		✓			✓	✓ ¹	
SWIR	✓	✓		✓			
UV	✓	✓		✓			
Polarized	✓	✓		✓			
Frame Grabber			✓				
IP Core		✓					

¹Based on 3D line scan and area scan cameras

	Allied Vision	chromasens	SVS-VISTEK	MIKROTRON	LHI TECHNOLOGIES	net®
Camera Link	✓	✓	✓	✓		
CoaXPress	✓	✓	✓	✓		
GigE ² Vision	✓	✓	✓	✓		
USB 3	✓		✓			✓
CSI-2	✓					
GigE		✓			✓ ³	✓

² 10GigE, 5GigE, 10GigE, 25GigE

³ Profinet Support, ModBus, ASCII and EthernetIP protocols



Allied Vision Technologies GmbH

Stadtroda, Germany

www.alliedvision.com



SVS-Vistek GmbH

Gilching, Germany

www.svs-vistek.com



SCAN ME

www.tkhvision.com